



SONALI BANK PLC
TREASURY MANAGEMENT DIVISION-1 (FRONT OFFICE)
HEAD OFFICE, DHAKA

www.sonalibank.com.bd

E-mail: dgmtmd@sonalibank.com.bd, fxdealing@sonalibank.com.bd

Daily Foreign Exchange Rate Circular No: **2024/080**

DATED : **05.05.2024**

EFFECTIVE DATE: **5TH MAY, 2024**

NOTE: * FROM 1ST JULY 2023, LIBOR IS BEING REPLACED BY SOFR, SONIA, ESTR ETC.

1. CROSS RATES IN ASIAN MARKET AS ON 03/05/2024

	US\$ PER GBP 1.00	US\$ PER EUR 1.00	CAD PER US\$ 1.00	CHF PER US\$ 1.00	JPY PER US\$ 1.00	AED PER US\$ 1.00
SELLING	1.2549	1.0762	1.3684	0.9054	152.9800	3.6723
BUYING	1.2544	1.0758	1.3688	0.9058	153.0100	3.6733

2.a) SONALI BANK LTD DEALING RATES TO PUBLIC (B.TAKA FOR ONE UNIT OF FOREIGN CURRENCY)

SPOT SELLING			SPOT BUYING		
TT/OD	B. C.	CURRENCY	TT CLEAN	O.D. SIGHT EXPORT BILLS	O. D. TRANSFER
110.0000	110.0000	U.S.DOLLAR	109.5000	109.5000	109.5000
144.9410	144.9410	G.B.POUND	137.3568	137.3568	137.3568
124.3011	124.3011	EURO	117.8001	117.8001	117.8001
80.7878	80.7878	CANADIAN DOLLAR	79.5971	79.5971	79.5971
123.9231	123.9231	SWISS FRANC	120.2832	120.2832	120.2832
0.7262	0.7262	JAPANESE YEN	0.7085	0.7085	0.7085
73.0957	73.0957	AUSTRALIAN DOLLAR	71.9958	71.9958	71.9958
15.9554	15.9554	DANISH KRONE	15.7194	15.7194	15.7194
14.1540	14.1540	HONGKONG DOLLAR	13.9463	13.9463	13.9463
10.1597	10.1597	NORWEGIAN KRONE	10.0102	10.0102	10.0102
10.1857	10.1857	SWEDISH KRONA	10.0658	10.0658	10.0658
81.9253	81.9253	SINGAPORE DOLLAR	80.7235	80.7235	80.7235
23.3326	23.3326	MALAYSIAN RINGGIT	22.9761	22.9761	22.9761
29.4761	29.4761	SAUDI RIYAL	29.0486	29.0486	29.0486
30.1037	30.1037	UAE DIRHAM	29.6607	29.6607	29.6607
360.0977	360.0977	KUWAITI DINAR	354.2019	354.2019	354.2019
30.3292	30.3292	QATAR RIYAL	29.8746	29.8746	29.8746
3.0106	3.0106	THAI BAHT	2.9655	2.9655	2.9655
15.2691	15.2691	CHINESE YUAN	15.0443	15.0443	15.0443
0.0045	0.0045	VIETNAM DONG	0.0042	0.0042	0.0042
0.0070	0.0070	INDONESIAN RUPIAH	0.0066	0.0066	0.0066
1.3325	1.3325	INDIAN RUPEE	1.3000	1.3000	1.3000

2.b) EXPORT BILL COLLECTION RATE AGAINST US\$ 1 = TK. **109.5000**

2.c) USANCE EXPORT BILL BUYING RATES (B. TAKA FOR ONE UNIT OF FOREIGN CURRENCY)

	30 DAYS DA	60 DAYS DA	90 DAYS DA	120 DAYS DA	180 DAYS DA
USD	108.7122	108.0735	107.4347	106.7960	105.5185
GBP	136.3686	135.5673	134.7661	133.9649	132.3624
EUR	116.9526	116.2654	115.5783	114.8911	113.5168

PLEASE CONTACT OUR DEALING ROOM FOR D.A.BILL BUYING RATES FOR OTHER CURRENCIES.

2.d) FORWARD RATE

	1 MONTH	2 MONTHS	3 MONTHS
SELLING U.S.DOLLAR	111.4254	112.8508	114.2763
BUYING U.S.DOLLAR	110.9189	112.3379	113.7568

2.e) PLEASE CONTACT US FOR FORWARD BOOKING : PHONE 02223381434

3.a) SELLING AND BUYING RATES ON CASH FOREIGN CURRENCY AND T.Cs.

SELLING	BUYING	SELLING	BUYING
115.0000	U.S.DOLLAR 114.0000	147.0000	G.B.POUND 143.0000
89.0000	SINGAPORE DOLLAR 80.0000	370.0000	KUWAITI DINAR 340.0000
131.0000	EURO 125.0000	115.0000	USD. T.Cs 114.0000
25.2000	MALAYSIAN RINGGIT 22.0000	147.0000	GBP. T.Cs 143.0000
31.5000	UAE DIRHAM 28.0000	31.1000	SAUDI RIYAL 27.0000
300.0000	OMANI RIAL 285.0000	305.0000	BAHRANI DINAR 290.0000
1.4500	INDIAN RUPEE 1.3800	32.0000	QATAR RIYAL 29.0000
0.8200	JAPANESE YEN 0.6500	17.0000	CHINESE YUAN 14.0000
78.5000	AUSTRALIAN DOLLAR 72.0000	3.4000	THAI BAHT 3.1000
87.0000	CANADIAN DOLLAR 82.5000		

3.b) CASH SELLING AND BUYING RATES FOR ALL OTHER CURRENCIES WILL BE SAME AS T.T/O.D. SELLING AND O.D. TRANSFER BUYING RATE RESPECTIVELY MENTIONED UNDER SRL. NO.2(a) ABOVE.

4. OTHER INFORMATION : VALUE OF ISLAMIC DINAR & SDR IS SAME

ONE SDR = US\$	1.3219	= TK.	145.0785
BOMBAY :	03.05.2024	IRS:RBI REF.RATE US\$ 1=RS.	83.3795
MOSCOW :	03.05.2024	US\$ 1 = RUSSIAN ROUBLE	90.8790/92.0700

5. NOTIONAL RATE FOR BACK TO BACK L/C TK. = **109.5000 PER USD.**

(MD. MRUL KAYES)
PRINCIPAL OFFICER
PHONE: 02223381434

(MD. MAHFUZAR RAHMAN)
ASSISTANT GENERAL MANAGER
PHONE: 0241051434, 02223381434

(MOHAMMAD FAZLUL KABIR)
DEPUTY GENERAL MANAGER
PHONE: 02-47121416

DATE : 05.05.2024

6. VALUE OF ONE SDR & ONE USD WITH NATIONAL CURRENCIES FOR ACU MEMBER COUNTRIES AS PER IMF RATES AS ON 03.05.2024 THESE RATES ARE EFFECTIVE AS ON 5TH MAY, 2024

SDR 1= US DOLLAR	1.3219	USD 1= BANGLADESH TAKA	109.7500
SDR 1= BANGLADESH TAKA	145.0785		
SDR 1= PAKISTAN RUPEE	193.3630	USD 1= PAKISTAN RUPEE	146.2766
SDR 1= INDIAN RUPEE	110.2150	USD 1= INDIAN RUPEE	83.3762
SDR 1= SRI LANKA RUPEE	253.9970	USD 1= SRI LANKA RUPEE	192.1454
SDR 1= NEPALESE RUPEE	158.3790	USD 1= NEPALESE RUPEE	119.8116
SDR 1= IRANIAN RIYAL	58514.4000	USD 1= IRANIAN RIYAL	44265.3756
SDR 1= MYANMAR KYAT	8.4866	USD 1= MYANMAR KYAT	6.4200

7. BENCHMARK / REFERENCE RATE :

	Date	CURRENCY	OVER NIGHT	1 MONTH	3 MONTH	6 MONTH	12 MONTH
SOFR	03.05.2024	USD	5.31000	5.32241	5.32755	5.30693	5.20872
SONIA	03.05.2024	GBP	5.20000	5.19760	5.16960	5.10100	4.98200
ESTR	03.05.2024	EUR	3.91000	3.91340	3.92578	3.94276	3.77671

8. INTEREST RATE (%) :-

a) NCFD Account Interest Rate : (01.05.2024 TO 15.05.2024)


	1 MONTH	3 MONTH	6 MONTH	12 MONTH
USD:	5.07	5.08	5.08	5.01
GBP:	4.95	4.94	4.89	4.80
EUR:	3.66	3.68	3.69	3.51


b) FC Account Interest Rate : (01.05.2024 TO 15.05.2024)


USD	GBP	EUR
5.03	4.90	3.61

c) RFCD Account Interest Rate : (01.05.2024 TO 15.05.2024)

	1 MONTH	3 MONTH	6 MONTH	12 MONTH
USD:	6.82	6.83	6.83	6.76
GBP:	6.70	6.69	6.64	6.55
EUR:	5.41	5.43	5.44	5.26


(MD. MRUL HAYES)
PRINCIPAL OFFICER
PHONE: 02223381434


(MD. MAHFUZAR RAHMAN)
ASSISTANT GENERAL MANAGER
PHONE: 0241051434, 02223381434


(MOHAMMAD FAZLUL KABIR)
DEPUTY GENERAL MANAGER
PHONE: 02-47121416